

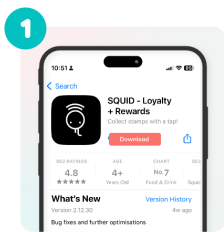
At Mr James Maths Tuition we believe in rewarding our students for their loyalty, this is why we are part of the Squid loyalty card scheme.

See below how the loyalty card scheme works, and how this can be of benefit to you with the four simple steps below.

How It Works

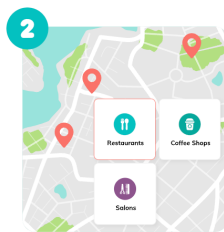
App, Tap, and Go!

All you have to do is **download** the SQUID App, **tap** the SQUID Tag and **go earn rewards** – it's that simple.



Download SQUID

Download from the google play or app store.



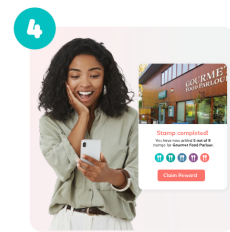
Look for a place

Once you have the app downloaded click onto our discover page. You can see what businesses are nearby using SQUID.



Tap a SQUID tag

Once you visit one of our partner businesses you will have your first tap off the SQUID tag. It's super simple, ask the staff if you can get your loyalty stamp on SQUID, tap your phone off the tag and get that first stamp on that business's loyalty card!



Redeem rewards

Make return visits to your favourite brands, complete your loyalty cards and earn free treats! That first free coffee tastes amazing!

Below are some great reasons to join our loyalty card program:

- Free app download on both Android and iOS operating systems
- Access the app from any mobile device or tablet
- An ECO friendly alternative to paper loyalty cards
- Get a FREE maths tuition session once you have collected 9 stamps
- The loyalty card scheme is available for all service areas across both Online and Face to Face tuition sessions
- Get FREE rewards at certain points during your booking
- Get 2 stamps instead of 1 the first time you tap your app on our squid tag

Download our app to start collecting your stamps and rewards!